




# EXHAUST FAN


**ONEX**<sup>®</sup>




**EASY TO INSTALL  
EXHAUST FAN**

**ONEX<sup>®</sup>**





**VERY POWERFUL**



**ONEX<sup>®</sup>**



**EXTREMELY QUIET**



**50-70 CFM**

**ONEX<sup>®</sup>**

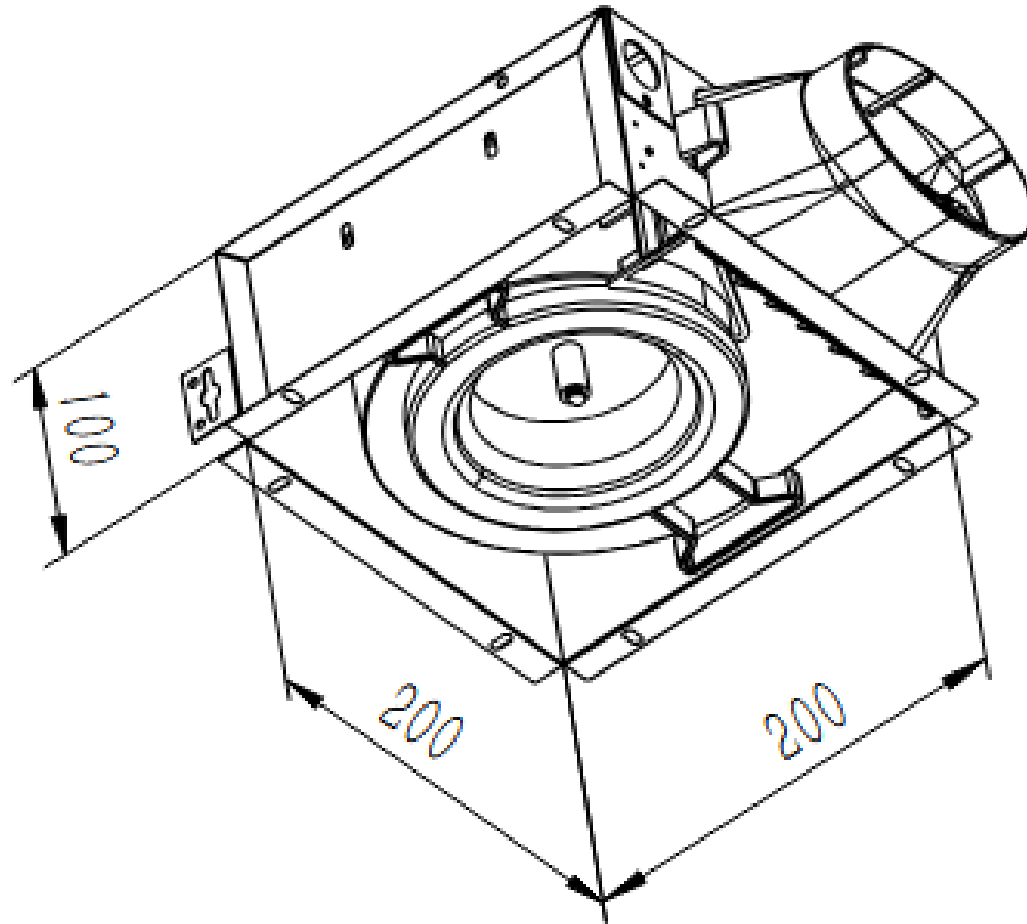


**POWERFUL  
MOTOR**





# PRODUCT DIMENSIONS





# DETAILED SPEC SHEET



## MAINTENANCE :

1. Switch off the electrical power to the fan unit at the electric power panel before any maintenance work is performed.
2. The interior of fan housing should be vacuumed from time to time to ensure quiet and efficient operation of fan.
3. The motor bearings are permanently lubricated and require no oiling.
4. The interior of fan housing and the grille surface can be cleaned by soft cloth dampened with mild detergent.
5. Do not use solvent, thinner, petrol, benzene or other chemicals to clean any part of the fan.

## SPECIFICATION :

Model No.	Air Direction	Voltage (V)	Hz	Duct Dia. (inches)	Noise (Sones)	Power Consumption (W)	Speed (RPM)	*Air Deliver (CFM)	Weight (Kg)
OBF50-70	Exhaust	120	60	4	<0.4/0.7	17/20	1020/1290	50/70	1.86